

TIVOLI





BORN TO LEAD

With its elegant design and numerous upgraded features, Tivoli is born to lead.



AT THE FOREFRONT OF STYLE

The Tivoli radiates excellence and refinement with strong, confident styling that truly sets it apart from the rest of the field.



- ① LED headlamps with levelling system
- ② Radiator grille







ALWAYS SHOW YOUR BEST SIDE

It's a strong profile. Tivoli's side character lines are rippling with power that's about to be unleashed.



① LED side repeaters

② 18-inch diamond cut wheels

LEADING FROM BEHIND

Bold-looking LEDs combine with other playful design touches to project a modern, jazzy look. It's unique—it's the Tivoli.



❶ Rear combination lamp with LEDs

❷ Rear bumper







FULLY CONNECTED

The driver-centered cockpit has an elegant look and feel.
Gauges and controls are perfectly intuitive.
That's the mark of good design.



10.25" Color TFT-LCD Cluster

The all-new gauge cluster serves up a broader range of information with remarkable sharpness and clarity to greatly enhance the driving experience.



- 1 Cluster navigation screen
- 2 Full navigation
- 3 AV mirroring
- 4 Turn-by-turn



9" HD AVN system with rear view camera display and Bluetooth smartphone link.
(EU region only)



8" smart audio system with rear view camera display and Bluetooth smartphone link.



Google Android Auto and Apple CarPlay



SOLID PERFORMANCE

Tivoli comes with a choice of three fuel-efficient powertrains, all with a proven track record for reliability. Whichever you choose, The Tivoli will deliver endless driving pleasure.



1.2 GDi-Turbo Petrol engine

Max Power
128ps/5,000rpm

Max. Torque (with MT)
230Nm/1,750~3,500rpm



1.5 GDi-Turbo Petrol engine

Max Power
163ps/5,500rpm

Max. Torque (with MT)
280Nm/1,500~4,000rpm



e-XDi 160 Diesel engine

Max Power
136ps/4,000rpm

Max. Torque (with AT)
324Nm/1,500~2,500rpm



AWD Active AWD system

The active all-wheel drive system automatically regulates the amount of torque distribution between the front and rear axles to ensure maximum traction and stability.



AISIN 6-speed automatic transmission

Fitted on some of the finest cars in the world, the tested and proven AISIN 6-speed automatic offers smooth and quiet gear shifting with maximum fuel efficiency.



6-speed manual transmission

The 6-speed manual gearbox delivers a fun driving experience with maximum driver engagement. Optimized gear ratios ensure smooth, and precise gear shifts, improved fuel efficiency and a quieter ride.



Smart driving modes

Selectable drive modes (Normal/Sport/Winter) optimize traction distribution and the gear shift schedule to suit driver preferences and road conditions.

MOVE UP

Move up in the world with the Tivoli.
It offers comprehensive convenience
features and advanced safety systems
for a comfortable and enjoyable driving
experience.







8-way power adjustable driver seat

With this power adjustable seat, the perfect driving position is just a touch away.

Adjustable power lumbar support

The amount of lumbar support is freely adjustable.



32.5° reclining rear seats

For enhanced comfort, the rear seat backrests can be tilted up to a maximum of 32.5 degrees away from the vertical position.

TIME TO RELAX

A time and a place to relax: The new Tivoli has it all. Its upscale cabin is well-appointed so you can take it easy.



Heated front seats

Front heated seats provide great comfort on the coldest winter days.

Seating variations

Standard



2nd row fully folded



2nd row 40% folded



2nd row 60% folded



Ventilated front seats

The seat cushion and backrests feature two-speed ventilation fans enhancing comfort on a hot humid days.



Rear center armrest

Rear passengers can travel in armchair comfort thanks to the center armrest that folds and stows away to make room for a third passenger.



THE POWER OF SMART

DEEP CONTROL

DEEP CONTROL technologies bring the goal of perfect safety closer than ever. Whether driving around town or taking long-haul cross-country trips, DEEP CONTROL promotes peace of mind and elevates driving confidence to a whole new level.

Exit Assist Function (EAF)

When exiting a parking space while another vehicle is approaching from the rear, EAF sounds an alarm and displays a warning icon on the cluster.



Front Vehicle Start Alert (FVSA)

While stopped and the car in front has started to move, FVSA will issue a visual pop-up alert and audible alarm.

Safety Distance Alert (SDA)

By continuously monitoring speed and distance, SDA will sound a warning whenever a safe braking distance is not maintained from the car ahead.



Traffic Sign Recognition (TSR) : EU only

Shows traffic information, including speed limits, maximizing driving safety.

Autonomous Emergency Braking System (AEBS)

On detecting a pedestrian or another vehicle within the intended path, AEBS will automatically deactivate the throttle and will apply the brakes to reduce the risk of a serious collision.

Forward Collision Warning System (FCW)

Using a camera and radar sensors to monitor the velocity of and distance between vehicles, it warns the driver in the event of a potential collision risk.



Lane Keeping Assist (LKA)

LKAS uses a front camera to monitor the painted lane markers. On detecting an attempt to change lanes without prior signaling, it automatically corrects the electrical power steering system to keep the vehicle within the intended lane.

Lane Departure Warning (LDW)

LDW notifies the driver when the forward camera module detects an unintended lane departure by the vehicle.



Rear Cross Traffic Alert Intervention (RCTAi)

When reversing and an approaching vehicle is detected in the path, RCTA sounds an alarm and automatically applies the brakes to stop the vehicle and reduce the risk of a collision.

Rear Cross Traffic Alert (RCTA)

The driver is alerted if the sensor detects an obstacle in the vehicle's path while in park or while backing up.



High Beam Assist (HBA)

By monitoring the headlights of oncoming vehicles and the rear combination lamps of the vehicles ahead, HBA analyzes ambient light levels to automatically switch between high and low beams.

Driver Attention Alert (DAA)

Driving patterns are continuously monitored and as soon as a pattern of drowsy driving is detected, DAA sounds an alert and advises the driver to take a break.

Lane Change Assist (LCA)

If attempting a lane change while a vehicle is within 70m in the rear and is approaching at high speeds, LCA flashes a warning using the outside mirror lamps and sounds an alarm.



Blind Spot Detection (BSD)

Alerts the driver to the presence of a vehicle in the blind spot.

YOU'RE PROTECTED

We've got you covered from every angle: 360-degrees, in fact. Our comprehensive safety features to protect you in every imaginable scenario.



7 Airbags

- 1 Driver airbag
- 2 Driver knee airbag
- 3 Front passenger airbag
- 4 Front thorax airbags (left/right)
- 5 Curtain airbags (left/right)



Disc Brakes

Ample-sized front / rear discs have ventilation added to the front for maximum stopping power.



Safety belt dual pretensioner

Pre-tensioning mechanism greatly reduces the risk of serious injury.



Anti-Rollover Protection (ARP)

ARP deactivates the throttle and applies braking power to individual wheels to prevent the vehicle from rolling over during high-speed maneuvers.



Emergency Stop Signal (ESS)

During hard braking, ESS automatically activates the emergency flashers to warn drivers behind.



Hill Descent Control (HDC)

Activating HDC on extremely steep hills automatically shifts the vehicle into low gear and begins brake pumping action for a safe descent.



Hill Start Assist (HSA)

On releasing the brake pedal while starting on a steep hill, HSA will maintain braking pressure until the throttle is applied thus preventing the vehicle from rolling backwards.



EXPRESS YOURSELF

Make it perfect with the colour you want. Express your unique personality by choosing from a palette of trendy colours and optional extras. The choice is all yours.

The diagram illustrates five car configurations, each with a set of optional extras. The options are as follows:

- Top Left (Black):** 18" diamond cut wheels (Black), 18" diamond cut wheels (Silver), Outside mirror with turning signals (White), Roof and air spoiler (Black), Exterior colours Grand White (2WA).
- Top Right (Silver):** Exterior colours Space Black (2LA), Roof and air spoiler (White), Outside mirror with turning signals (White), 18" diamond cut wheels (Silver), 18" diamond cut wheels (Black).
- Middle Left (Red):** 18" diamond cut wheels (Black), 18" diamond cut wheels (Silver), Outside mirror with turning signals (Silver), Roof and air spoiler (Black), Exterior colours Silent Silver (2SA).
- Middle Right (Red):** Exterior colours Cherry Red (2RV), Roof and air spoiler (White), Outside mirror with turning signals (White), 18" diamond cut wheels (Silver), 18" diamond cut wheels (Black).
- Bottom Left (Blue):** 18" diamond cut wheels (Black), 18" diamond cut wheels (Silver), Outside mirror with turning signals (Gray), Roof and air spoiler (Black), Exterior colours Platinum Gray (2AD).
- Bottom Right (Orange):** Exterior colours Orange Pop (2RT), Roof and air spoiler (White), Outside mirror with turning signals (White), 18" diamond cut wheels (Silver), 18" diamond cut wheels (Black).
- Bottom Center (Blue):** 18" diamond cut wheels (Black), 18" diamond cut wheels (Silver), Outside mirror with turning signals (White), Roof and air spoiler (White), Exterior colours Dandy Blue (2BS).

EXTERIOR

In standard trim, the new Tivoli comes remarkably well-equipped but if you want to add that personal touch, there are a range of options that will further enhance your driving convenience and enjoyment.



Projection headlamps



LED fog lamps



Bulb-type fog lamps



High-gloss intake grille



LED repeaters on exterior mirrors



Power side-view mirrors



High mounted LED stop lamp



Automatic door locking system



Rear fog lamp



Glossy black garnish on A-Pillar



Fashionable silver roof rails



Sporty black roof rails



16" steel wheels with 205/65R tyres



16" alloy wheels with 205/65R tyres



18" alloy wheels with 215/50R tyres



18" black diamond cut wheels with 215/50R tyres



18" diamond cut wheels with 215/50R tyres



Chrome moulding along the beltline and bonnet



Aerodynamic rear spoiler



Roof-mounted pole antenna



Stainless steel front door scuffs



Safety power window on driver's side



Safety power sunroof



Rear reflectors



Parking assistance system (front & rear)




Rearview camera and monitor



Tyre pressure monitoring system (TPMS)



Aero-type wipers



Rain sensor

INTERIOR



Standard instrument cluster



MP3 audio



Dual-Zone full auto A/C



Manual A/C



Start button



Telescopic & tilt-adjustable steering column



Multi-switch console



Heated steering wheel



Hands-free audio switch / Cruise control switch




Auto light control



Idle Stop & Go (ISG)



USB



6 speakers (4 in the doors, 2 tweeters)



Sunvisors with illuminated vanity mirror



Mood lighting on door trim



Mood lighting on central fascia



Smart key (foldable)



Centre console with dual cup holders



New centre armrest with storage



Backrest looped bungee cord



Large capacity door map pockets



Cargo space divider/Standard



Partition



Dual Partition



Luggage cover

COLOUR GUIDE

EXTERIOR COLOURS

Grand White (WAA)



Silent Silver (SAI)



Platinum Gray (ADA)



Cherry Red (RAV)



Space Black (LAK)



Silent Silver (2SA)



Platinum Gray (2AD)



Dandy Blue (2BS)




Orange Pop (2RT)



Dandy Blue (BAS)




Orange Pop (RAT)



Grand White (2WA)




Cherry Red (2RV)




Space Black (2LA)



INTERIOR COLOURS




Black 1tone interior (LBH)



Soft Gray 2tone interior (EBG)



Burgundy semi 2tone interior (RAU)



FEATURES LIST

MECHANICAL

1.6 diesel engine with SCR (Euro 6d-T)
1.6 diesel engine with CDPF (Euro 5)
1.5 GDI-Turbo petrol engine (Euro 4/6d-T)
1.6 petrol engine (GEN Only: Euro 4/6b)
Active AWD with lock mode
6-speed manual transmission with gear shift indicator
6-speed automatic transmission with manual gear change selection
Macpherson strut front suspension with coil springs
Torsion-beam rear suspension (2WD)
Multi-link rear suspension (AWD)
Electric power steering (EPS)
Voltage stabiliser (regulation region only)
Fuel tank - 47 litre capacity (1.5 GDI-T engine with Euro6d-temp. : 50 litre)
Driving mode system (Normal, Winter, and Sport Mode)
Idle, stop & go (ISG) system

APPEARANCE

New hood, front bumper, rear bumper, tailgate
New Piano-black radiator grille
Bright chrome molding on belt line and bonnet edge
Tinted controlled glass - windscreen and front door windows
Solar glass - front door windows
Privacy glass for rear door windows and tailgate
Fashionable silver roof rails
Fashionable black roof rails
Sporty rear spoiler with high mounted LED stop lamp
18" alloy wheels with 215/50R tyres - diamond cut or black
18" alloy wheels with 215/50R tyres
16" alloy wheels with 205/65R tyres
16" steel wheels with 205/65R tyres
Tyre repair kit
125/80R16 emergency spare tyre
Full-size spare tyre (GEN Only)
Leather steering wheel cover
Urethane steering wheel cover
Leather-covered gear knob
Urethane gear knob
Silver accented instrument panel with grey and black interior
Silver and brown accented instrument panel with Burgundy interior
Floor mats
Projection headlamps
Level adjustable projection headlamps
Level adjustable Full LED headlamps

LED daytime running lamps
Rear combination lamp with LED
Side repeater on the fender
Two-tone lower mouldings
Exterior door handles in body colour
Hybrid wiper blades
Interior door handles in chrome
Interior door handles in silver (standard)
Stainless steel front door scuff
PVC front door scuff (standard)
Hang on type accelerator pedal
Two-tone exterior colours (optional)
Mood lighting on door trim and central fascia

SEATING

8-way power adjustable driver seat
4-way adjustable power lumbar support for driver seat
Height adjustable driver seat
60:40 split folding 2nd row seats with folding centre armrest
Premium Burgundy-coloured leather upholstery with quilting pattern
Black-coloured leather upholstery
Gray-coloured leather upholstery
Thermoplastic polyurethane (TPU) and cloth combination upholstery (Black & grey)
Woven cloth upholstery
Ventilated front seats
Heated front seats
Adjustable front seat headrests
32.5° reclining rear seats

CLIMATE CONTROL

Fully automatic air conditioning with dual zone temperature sensor and digital display
Manual air conditioning with maximum air conditioning function
Rear heating duct to optimise climate control throughout the vehicle
Positive temperature coefficient (PTC) heater with diesel engine

CONVENIENCE

Super vision instrument cluster with a choice of six back light colour options
Conventional instrument cluster (standard)
LED repeaters on exterior mirrors
LED repeater on fender (standard)
Electronic cruise control
2-DIN audio system with MP3 player and iPod / iPhone connector (with RDS)

8" smart audio system with link to rear view camera and smart phone*
9" HD navigation system with link to rear view camera and smart phone (EU region only)*
3.5" mono TFT-LCD trip computer
10.25" full color LCD trip computer
USB memory slot
Bluetooth hands-free
Car connectivity (Apple CarPlay & Google Android Auto)
Roof-mounted pole antenna
Heated rear window with defrost timer
Powered safety sunroof - slide & tilt - and roof blind
Safety power window on driver side
Remote keyless entry system with folding key and panic alarm
Dual smart key with electronic steering column lock and auto locking system
Six speakers, including two tweeters for high level sound output
Steering wheel-mounted audio controls
Trip computer with outside temperature gauge
12V DC power outlets & USB charger
Exterior mirrors - electrically adjusted, folded & heated
Automatic headlamp activation and rain sensing wipers
Portable ashtray (GEN Only)
Keyhole illumination
Digital clock
Dual gas-filled tailgate struts
New centre storage console
Tailgate mounted handgrip for easy closing
Centre console with cup holders
Sunvisors with illuminated vanity mirror
Sunvisor vanity mirror (standard)
Luggage cover and load net
Height adjustable luggage board and luggage side cover
Toolbox in the cargo room
Electronic tailgate release
Telescopic and tilting steering wheel
Heated steering wheel cover

SAFETY

Autonomous Emergency Braking (AEB)
Forward Collision Warning (FCW)
Lane Departure Warning (LDW)
Lane Keeping Assist (LKA)
High Beam Assist (HBA)
Traffic Sign Recognition (TSR) : EU only

Safety Distance Alert (SDA)
Driver Attention Alert (DAA)
Front Vehicle Start Alert (FVSA)
Rear Cross Traffic Alert (RCTA)
Rear Cross Traffic Alert Intervention (RCTA-i) ※ AT Only
Blind Spot Detection (BSD)
Exit Assist Function (EAF)
Lane Change Assist (LCA)
Reinforced monocoque body structure
Door impact beams for optimal protection from side impact
Front airbags for driver and passenger
Safety belt load limiters and dual pre-tensioners
Curtain airbags front and rear
Side airbags for first row
Knee airbag for driver
Airbag On / Off switch for front passenger
Rear parking sensors
Front parking sensors
4-channel anti-lock braking system

Electronic Stability Program (ESP) with Emergency Brake Assist, Hill Start Assist (HSA), Hill Descent Control (HDC), Active Roll-over Protection (ARP), Emergency Stop Signal (ESS)


Emergency stop signals
Ventilated front disc brakes
Rear disc brakes
LED front fog lamps
Bulb-type front fog lamps
Rear fog lamp
Door-mounted courtesy lights
Immobiliser anti-theft system
Intermittent rear window wiper and washer
Hand-operated parking brake
Childproof safety locks
Automatic speed-sensing door locks
Height-adjustable safety belt (front)
Reminder alarm with speed-sensing feature for front and rear safety belts
3-point central rear safety belt
ISO-FIX and tether anchorage for child seat
Electro-chromatic rearview mirror
Tyre pressure monitoring system (TPMS)
Visual VIN

※ Some of features may be optional or not be available. Please, contact your local dealer for the exact details regarding vehicles sold in your area.

TECHNICAL DATA

ENGINE			Petrol 1.2L Turbo	Petrol 1.5L Turbo				Diesel 1.6L					
DRIVEN WHEELS			2WD	2WD		AWD		2WD		AWD			
TRANSMISSION			6MT	6MT	6AT	6MT	6AT	6MT	6AT	6MT	6AT		
Exterior	Overall length	mm									4,225		
	Overall width	mm									1,810		
	Overall height	mm									1,613 (1,621 : roof rack)		
	Wheel base	mm									2,600		
	Tread	Front	mm									1,555	
		Rear	mm									1,555	
	Overhang	Front	mm									880	
		Rear	mm									745	
	Approach angle	degree	16.7	17.5 [16.7]				18.0 [17.2]					
	Departure angle	degree	26.6	27.5 [26.6]				27.0 [26.5]					
Ramp angle	degree	15.1	17.0 [15.1]				14.0 [13.9]						
Min. clearance	mm	165	178 [165]				156 [151]						
Min. turning radius	m	5.3	5.3				5.3						
Weight	Gross vehicle weight	kg	1,745	1,850	1,880	1,930	1,990	1,960	1,980	2,050	2,080		
	Kerb weight	kg	1,294~1,334	1,300~1,387	1,335~1,422	1,390~1,472	1,445~1,572	1,390~1,477	1,425~1,507	1,480~1,567	1,525~1,607		
	Gross trailer weight	Braked	kg	1,000	1,000				1,500				
		Unbraked	kg	500	500				500				
Engine	Fuel		Petrol				Diesel						
	Fuel tank	ℓ	50	50				47					
	Capacity	cc	1,197	1,497				1,597					
	Bore x stroke	mm	76 X 88	76 X 82.5				76 X 88					
	Compression ratio		9.5 : 1	9.5 : 1				15.5 : 1					
	Number of cylinders		3 in-line	4 in-line				4 in-line					
Performance	Max. power	kW/rpm	94 / 5,000	120 / 5,000 ~ 5,500				100 / 4,000					
		ps/rpm	128 / 5,000	163 / 5,000 ~ 5,500				136 / 4,000					
	Max. torque	Nm/rpm	230 / 1,750~3,500	AT : 260 / 1,500 ~ 4,000 MT : 280 / 1,500 ~ 4,000				MT : 300 / 1,500 ~ 3,000 AT : 324 / 1,500 ~ 2,500					
		kg-m/rpm	23.5 / 1,750~3,500	AT : 26.5 / 1,500 ~ 4,000 MT : 28.6 / 1,500 ~ 4,000				AT : 33.1 / 1,500 ~ 2,500 MT : 30.6 / 1,500 ~ 3,000					
Max. speed	km/h	181	181	175	181	175	175	175	172	175	172		
Fuel consumption (NEDC)	CO ₂ (combined)	g/km	130 (Low CO ₂) / 135	144 (Low CO ₂) / 147	158	160	170	122 (Low CO ₂) / 127	136	148	163		
	Combined	ℓ/100km	5.7 (Low CO ₂) / 5.9	6.3 (Low CO ₂) / 6.4	6.9	7	7.4	4.9 (Low CO ₂) / 5.0	5.1	5.7	6.2		
	Urban	ℓ/100km	6.8 (low CO ₂) / 6.9	7.6 (Low CO ₂) / 7.6	8.1	8.2	8.6	5.4 (Low CO ₂) / 5.6	5.6	6.7	7.6		
	Extra urban	ℓ/100km	5.0 (low CO ₂) / 5.3	5.5 (Low CO ₂) / 5.7	6.2	6.3	6.7	4.5 (Low CO ₂) / 4.7	4.8	5.2	5.4		

DIMENSIONS (mm)



* The fuel economy can vary according to road conditions or driver's habits.

* ISG : Idle Stop and Go system.

* The declared fuel consumption and CO₂ emissions were determined according to the newly introduced Worldwide Harmonized Light Vehicles Test Procedure (WLTP) and additionally measured according to the Real Drive Emission (RDE) method during road tests. The figures are WLTP measurements reported under the New European Driving Cycle (NEDC). The engines comply with the EURO 6d-Temp. emission standard. The details do not relate to a single, individual vehicle and are not part of the offer, but serve only for comparison purposes among the different vehicle types.

* [] : Application of 205/60R16 tires for improving fuel efficiency.

* The above technical data can vary slightly by regional certification requirements or sales specifications.




* Suspension : 2WD with Torsion beam, AWD with Multi-link.



SsangYong Malta

Focus Building, Level 1, Mdina Road, Attard, Malta

+356 2339 2340/1
sales@ssangyong.mt
www.ssangyong.mt

 Ssangyong Malta
 ssangyong_malta
 Ssangyong Malta

Some of the equipment shown in this brochure is optional and may not be available on all models or in all markets. All specifications are subject to change without notice. Please contact your local dealer for the latest information

